



# International Students & Scholars

ACADEMIC YEAR 2024-2025

## Compliance

We educate international students and scholars on how to maintain immigration status. We advise faculty, staff and departments on what is required to host international students and scholars. We ensure that the university is in compliance with immigration regulations.

## Engagement

We provide programming to support the professional and personal development of our international community. We also provide opportunities for our represented countries and cultures to share with the greater campus community. We facilitate ways for our international students and scholars to engage beyond the Lehigh campus.

## Advocacy

We advocate on behalf of our students and scholars regarding immigration, academic and personal matters to ensure that their voices are heard within the Lehigh community and beyond.

## At a Glance

967

International students from 87 countries

158

Scholars from 41 countries

92%

International undergraduate students employed or continuing education (CLASS OF 2024)

74%

International graduate students employed or continuing education (CLASS OF 2024)

## International Community

615

Graduate Students

258

Optional Practical Training (OPT) Students (12 month)\*

352

Undergraduate Students

189

OPT Extension Students

158

Scholars

136

Dependents\*\*

\*students work in the United States in their field of study for 1-3 years after graduation

\*\*dependent spouse/children

1,707  
TOTAL

## Optional Practical Training (OPT)

OPT is a type of U.S. work authorization that allows international students on F-1 visas to gain hands-on experience in their field of study, enhancing their skills and employability through real-world training and application.

These are a few examples of places that Lehigh students have worked while on OPT:

- Adobe
- Amazon
- Apple Inc.
- Argonne National Laboratory
- Deloitte & Touche
- Google
- Johns Hopkins University
- Meta Platforms
- Microsoft
- Tesla
- The Walt Disney Company
- University of California, Los Angeles

## PROFILE



## Nada Stojanović '25

Nada first learned about Lehigh University while volunteering for American Corners in her native Montenegro. Inspired by a Lehigh alumna's enthusiasm, she applied. Now, after earning her computer science degree at Lehigh, she is studying cognitive science at the University of Cambridge.

At Lehigh, Stojanović conducted research in computational neuroscience, explored autism and language disorders, and earned fellowships that took her to Germany, Kazakhstan, the Philippines, and Taiwan. Guided by Lehigh's Office of Fellowship Advising, she aims to develop therapies and technologies to help people with neurological conditions. "She's as humble as she is accomplished," said STEM Fellowship Advisor Jennifer Marangos.

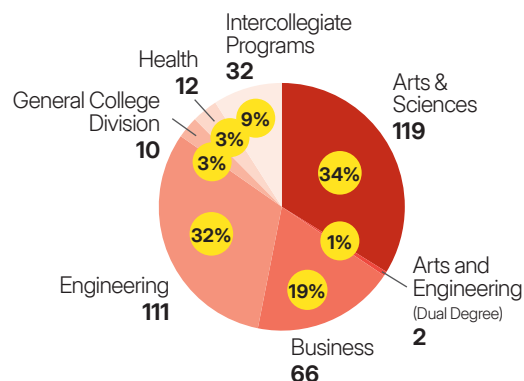
## International Students

### International Students by Country of Origin

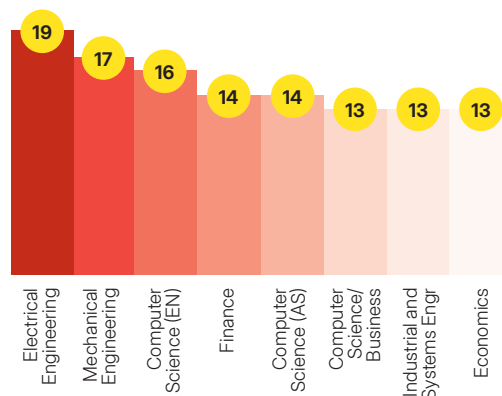
	Under-graduate	Graduate		Under-graduate	Graduate
Afghanistan	1	0	Korea, Republic of (South)	9	6
Argentina	2	0	Kuwait	1	0
Australia	0	2	Kyrgyzstan	0	3
Austria	0	1	Lebanon	2	0
Azerbaijan	3	0	Liberia	1	0
Bangladesh	13	9	Mauritius	0	1
Barbados	1	0	Mexico	1	2
Belgium	1	0	Mongolia	0	4
Botswana	1	1	Nepal	14	7
Brazil	2	5	Netherlands	0	1
Burundi	0	1	New Zealand	1	1
Cameroon	0	1	Nicaragua	0	3
Canada	2	9	Nigeria	22	3
Chile	0	2	Oman	0	2
China, People's Republic of	291	138	Pakistan	9	1
Colombia	5	1	Palestine	1	0
Congo (Democratic Republic of)	1	0	Panama	0	1
Denmark	1	0	Peru	1	2
Dominican Republic	0	1	Philippines	3	0
Ecuador	2	2	Portugal	1	1
Egypt	0	1	Qatar	1	0
El Salvador	1	0	Russia	0	2
Ethiopia	3	6	Rwanda	1	1
Finland	0	1	Saudi Arabia	8	0
France	2	4	Senegal	1	0
Georgia	0	1	Serbia	0	1
Germany	7	4	Serbia	0	1
Ghana	10	7	Singapore	2	0
Greece	2	4	South Africa	0	1
Guatemala	1	3	South Sudan	0	1
Hong Kong	3	1	Spain	2	3
India	73	14	Sri Lanka	0	1
Indonesia	3	0	Switzerland	0	1
Iran	36	0	Taiwan	12	1
Iraq	1	0	Thailand	0	1
Ireland	0	2	Trinidad and Tobago	1	0
Israel	1	1	Turkey	12	4
Italy	1	1	Ukraine	0	4
Jamaica	1	2	United Kingdom	1	3
Japan	1	3	Uzbekistan	1	1
Jordan	7	1	Venezuela	1	0
Kazakhstan	2	7	Vietnam	8	47
Kenya	2	3	Zambia	1	0
			Zimbabwe	14	3

## Undergraduate Students

### Undergraduate Enrollment by College

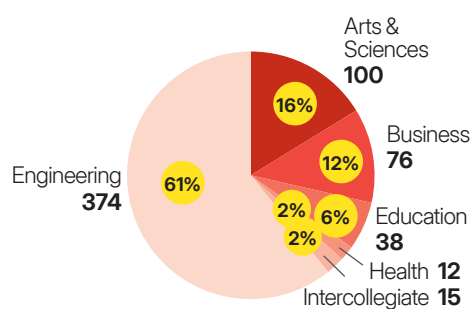


### Undergraduate Top Programs

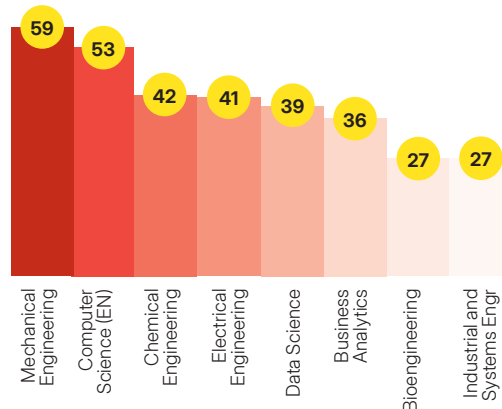


## Graduate Students

### Graduate Enrollment by College



### Graduate Top Programs







# International Scholars

Scholars are non-enrolled individuals who contribute to the Lehigh community in diverse and meaningful ways. This can include faculty, visiting professors, research scientists, postdoctoral scholars, staff members, or participants in Lehigh programs like Global Village or Creative Inquiry's Mountaintop Program. Scholars play an important part in the teaching and research mission of Lehigh, and they bring a wide-ranging set of expertise and perspectives that enrich the Lehigh experience for all.

## Examples of Lehigh Scholar Titles/Positions

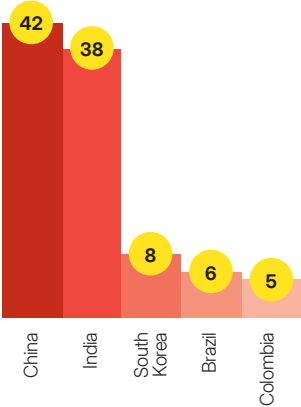
- Advancing Future Faculty Development Postdoctoral Scholar
- Assistant Professor
- Associate Director
- C.C. Hsiung Visiting Assistant Professor
- Research Scientist
- Senior Research Fellow
- Senior Research Scientist
- Teaching Assistant Professor
- Visiting Scholar

## Scholars by Visa Category

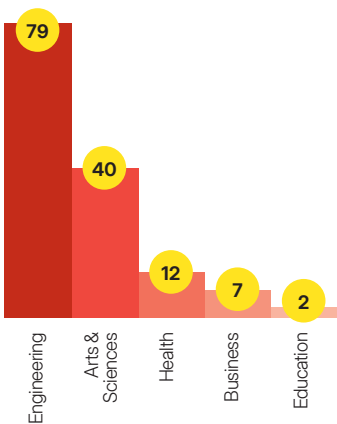


\*J-1 scholars include research scholars/short-term scholars and student interns

## Top Scholars' Countries of Citizenship



## Top Scholars by College



## International Students Top Countries of Origin

Undergraduate					Graduate				
138	47	14	9	9	291	73	36	22	14
China	Vietnam	India	Canada	Bangladesh	China	India	Iran	Nigeria	Nepal
									Zimbabwe

## PROFILE



Dagmawit Abate '26  
Mahlet Abate '28  
Eyob Abate '28

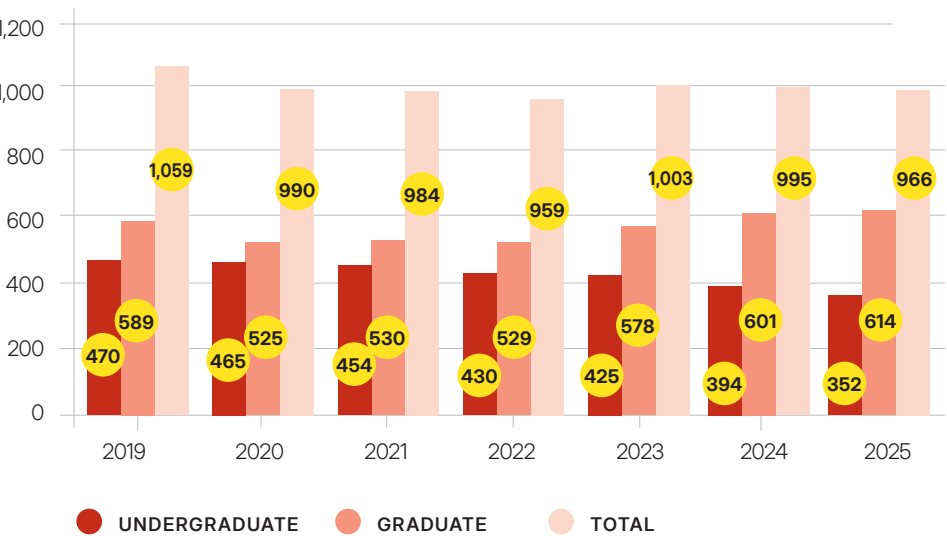
Raised in Addis Ababa, Ethiopia, siblings Dagmawit, Mahlet, and Eyob share a deep family commitment to education.

Inspired by their parents and an older sister who studied in the U.S., Dagmawit first discovered Lehigh University for its strong academics and global programs. Her twin siblings later followed, each drawn by Lehigh's welcoming international community.

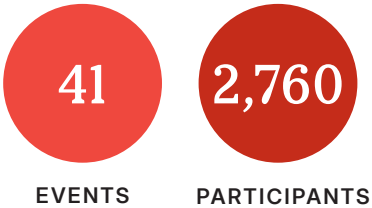
Dagmawit, an economics major, and her siblings have thrived through support from the Office of International Students and Scholars.

"Having all of us at the same university is really amazing," said Mahlet. Together, they've built friendships, pursued opportunities, and found belonging nearly 7,000 miles from home.

# International Enrollment Trends



# Student Engagement and Programming



- Top Events:**
- International Bazaar
  - Friendsgiving
  - International Student Orientation
  - Non-Resident Tax Workshops
  - Global Family Friendship Program
  - Winter Closet
  - Summer Activities Series

# Economic Impact of International Students

In addition to the immeasurable academic and cultural value that international students add to colleges/universities in the United States, they make an important economic impact. According to NAFSA: Association of International Educators, **for every 8 international students, 3 United States jobs are created** and supported by spending in the higher education, accommodation, dining, retail, transportation, telecommunications and health insurance sectors.

	NATIONAL (AY 2024)	PENNSYLVANIA (AY 2024)	LEHIGH VALLEY (AY 2024)
INTERNATIONAL STUDENTS (TOTAL)	1.2M	50,848	967
CONTRIBUTE TO ECONOMY	\$42.9B	\$2.1B	\$56.4M
AND SUPPORT JOBS (TOTAL)	356K	20K	594

