



# International Students & Scholars

ACADEMIC YEAR 2023 – 2024

## Compliance

We educate international students and scholars on how to maintain immigration status. We advise faculty, staff and departments on what is required to host international students and scholars. We ensure that the university is in compliance with immigration regulations.

## Engagement

We provide programming to support the professional and personal development of our international community. We also provide opportunities for our represented countries and cultures to share with the greater campus community. We facilitate ways for our international students and scholars to engage beyond the Lehigh campus.

## Advocacy

We advocate on behalf of our students and scholars regarding immigration, academic and personal matters to ensure that their voices are heard within the Lehigh community and beyond.

## At a Glance

1,003

International students from 82 countries

160

Scholars from 38 countries

98%

International undergraduate students employed or continuing education (CLASS OF 2022)

87%

International graduate students employed or continuing education (CLASS OF 2022)

## International Community

578

Graduate Students

425

Undergraduate Students

248

Optional Practical Training (OPT) Students (12 month)\*

81

OPT Extension Students\*

160

Scholars

186

Dependents\*\*

1,678  
TOTAL

\*students work in the United States in their field of study for 1-3 years after graduation

\*\*dependent spouse/children

## International Scholars

### Scholars by Visa Category

87

J-1 scholars\*

57

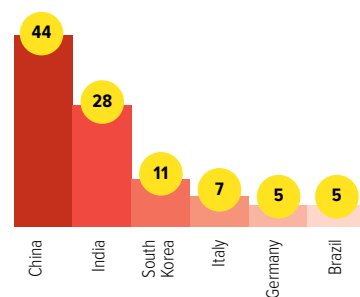
H-1B scholars

16

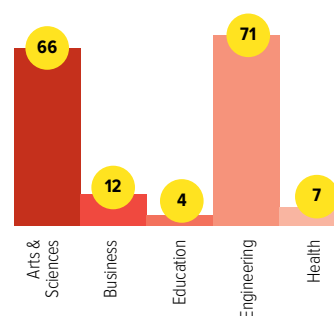
Non-Lehigh sponsored scholars

\*J-1 scholars include research scholars/short-term scholars and student interns


### Top Countries of Origin



### Top Scholars by College



## PROFILE



## Jose Luis De Piero, '25

MS, Instructional Technology, Fulbright Scholar

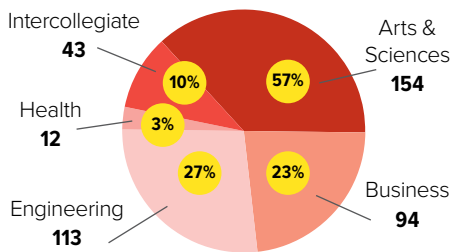
Jose had always dreamed of experiencing an exchange in another country, and found the academic environment at Lehigh University very supportive. "The social landscape pushes me to take chances, to engage in activities, to take risks, to pursue the things I really want to do. For me, that's been a huge change."

### Highlights

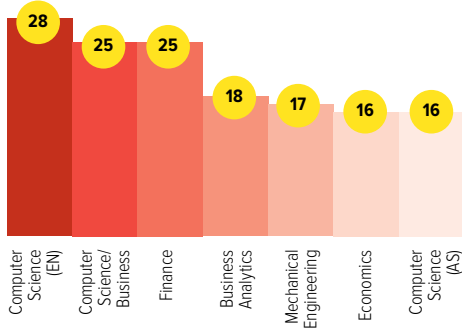
- Originally from Tucumán, Argentina
- Joined Graduate Student Senate
- Plans to eventually teach in Argentina

# Undergraduate Students

## Undergraduate Enrollment by College



## Undergraduate Top Programs



## Undergraduate Countries of Origin

<b>227</b>	<b>4</b>	<b>1</b>
China	Ethiopia	Australia
<b>28</b>	Netherlands	Austria
Vietnam	Peru	Belgium
<b>16</b>	Zimbabwe	Cameroon
India	<b>3</b>	Chile
<b>10</b>	Jordan	Dominican Republic
Ghana	Kyrgyzstan	El Salvador
<b>8</b>	Mongolia	Grenada
Brazil	Nigeria	Indonesia
<b>7</b>	Pakistan	Italy
Guatemala	Spain	Malaysia
South Korea	Taiwan	Mauritius
<b>6</b>	Turkey	Mexico
Bangladesh	<b>2</b>	Montenegro
Canada	Botswana	Morocco
Nepal	Columbia	Nicaragua
Ukraine	Ecuador	Palestine
<b>5</b>	Germany	Russia
Thailand	Greece	Senegal
Kazakhstan	Japan	South Africa
Kenya	Panama	South Sudan
	Rwanda	Sri Lanka
		Tunisia
		United Kingdom
		West Bank

## PROFILE



## Tino Chibvuri, '26

**BS, Intergrated Business and Engineering**

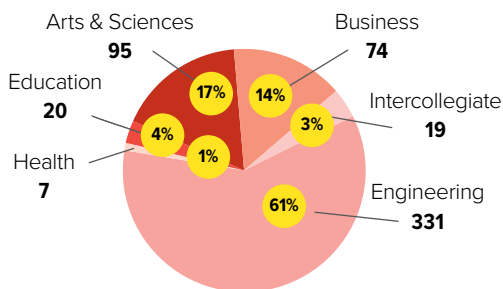
Through Lehigh Launch, Tino explored the landscapes of Wyoming and New Mexico with his fellow students and professors. The program was both difficult and rewarding; Tino said "it was pretty intense on the physical side, but on the mental side it helped me grow and connect to the people I was with."

### Highlights

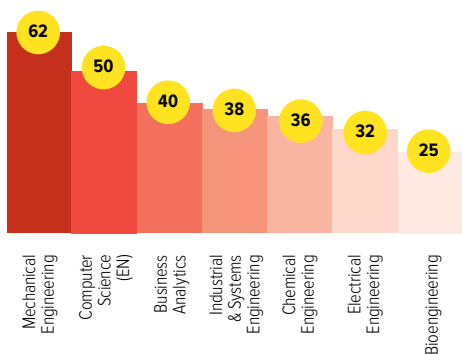
- ◆ Came to United States from Harare, Zimbabwe
- ◆ Participated in the Lehigh Launch program
- ◆ Spent first semester in the American West
- ◆ Joined Lehigh chapter of Engineers Without Borders

# Graduate Students

## Graduate Enrollment by College




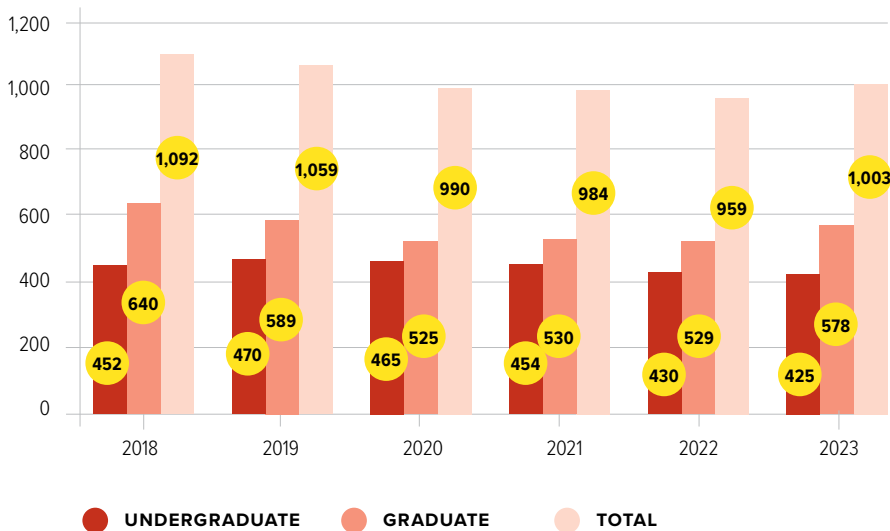
## Graduate Top Programs



## Graduate Countries of Origin

<b>268</b>	<b>6</b>	<b>1</b>
China	Taiwan	Afghanistan
<b>69</b>	<b>5</b>	Argentina
India	Vietnam	Angola
<b>42</b>	<b>4</b>	Argentina
Iran	Brazil	Costa Rica
<b>26</b>	<b>3</b>	Denmark
Nigeria	Azerbaijan	Finland
<b>15</b>	Egypt	Italy
Turkey	Ethiopia	Ivory Coast
<b>12</b>	Germany	Jamaica
Saudi Arabia	Indonesia	Lebanon
<b>11</b>	Mexico	Malawi
Bangladesh	Philippines	Myanmar
<b>10</b>	Spain	Mongolia
Ghana	Belgium	Morocco
<b>8</b>	Botswana	Portugal
Colombia	Canada	Romania
Pakistan	Ecuador	Sri Lanka
<b>7</b>	Greece	Singapore
Jordan	Hong Kong	Turkey
South Korea	Japan	Tajikistan
Nepal	Kenya	Trinidad and Tobago
	Peru	United Arab Emirates
	Russia	United Kingdom
	Thailand	Venezuela
	Uzbekistan	Yemen

## International Enrollment Trends



### Willy Das

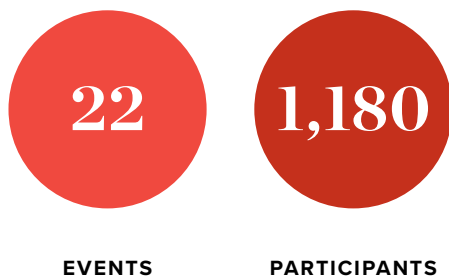
Postdoctoral Researcher,  
Lehigh College of Business/  
Lehigh@Nasdaq Center

Willy was drawn to Lehigh University's "scope of opportunity," the approachability of the faculty and staff, and especially the diversity of the student body. "It was such a good sense of community that Lehigh provided me as opposed to other colleges I was interviewing for," Willy said, "AND it looks like Hogwarts!"

#### Highlights

- ◆ From city of Kolkata in eastern India
- ◆ Co-taught in Silicon Valley Innovation Internship program
- ◆ Will begin teaching in the program full-time in Spring 2024

## Student Engagement and Programming



#### Top Events:

- ◆ 34th Annual International Bazaar
- ◆ Friendsgiving
- ◆ World Cup Watch Parties
- ◆ Iron Pigs baseball game
- ◆ Day trip to New York City
- ◆ Phantoms hockey game
- ◆ Winter Closet

## Economic Impact of International Students

In addition to the immeasurable academic and cultural value that international students add to colleges/universities in the United States, they make an important economic impact. According to NAFSA: Association of International Educators, **for every 8 international students, 3 United States jobs are created** and supported by spending in the higher education, accommodation, dining, retail, transportation, telecommunications and health insurance sectors.

	NATIONAL (2022)	PENNSYLVANIA (2022)	LEHIGH VALLEY (2022)
<b>INTERNATIONAL STUDENTS (TOTAL)</b>	<b>950,000</b>	<b>44,370</b>	<b>1,759</b>
<b>CONTRIBUTE TO ECONOMY</b>	<b>\$33B</b>	<b>\$1.7B</b>	<b>\$76M</b>
<b>AND SUPPORT JOBS (TOTAL)</b>	<b>335K</b>	<b>20K</b>	<b>794</b>